



**IM**  
**SERIES**

## Deep Chest Ironer

800mm / 1200mm  
1, 2, 3, or 4 rolls



# IM Series

The IM Series - Multi Roll Industrial Strength High Productivity Deep Chest Ironers for Commercial, Industrial, Health Care, and Hospital Laundries

**Outstanding Reliability and Efficiency at an Affordable Price**

**The IM Series is Designed to be Effortless and Powerful While Maintaining Low Cost of Ownership:**

- ◆ Investment cost returned through increased efficiency
- ◆ Fewer parts means less downtime
- ◆ Low maintenance, long lasting, labor saving
- ◆ Proven deep chest ironing system

---

## Exceptional Design

- ◆ High quality components built to U.S. standards with parts stocked in Panama City, Florida
- ◆ Heated gap piece used as a bridge between rolls
- ◆ Independent roll suction fans lead to highly efficient moisture removal
- ◆ Carefully designed and routed internal piping to maintain the highest energy efficiency
- ◆ Springpress springs for maximum productivity
- ◆ Thermal fluid models use Nomex padding for the longest life at high working temperatures
- ◆ Full sized canopy for energy savings
- ◆ Tread plates on the top of the machine for service





## Highest Productivity at the Lowest Price

- ◆ Highly polished chests for smooth and fast operation
- ◆ Possible to process up to 1,000 pounds per hour
- ◆ Available widths to process the largest of goods (up to 4000 mm / 158 inches)
- ◆ Easily interface to virtually any feeding or folding machine
- ◆ Manufactured with the finest components and materials

---

## Robust Energy Efficient Inverter Drive System

- ◆ Incredibly flexible operation
- ◆ Excellent protection for the motor
- ◆ Latest technology for precise speed control
- ◆ Soft start technology greatly reduces stress on critical components, maintaining long life
- ◆ Single drive/motor combination drives all rolls



---

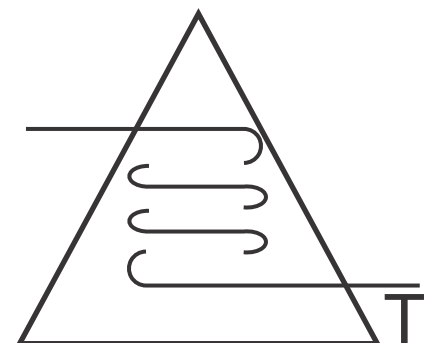
## Advanced Safety Features

- ◆ Electrical circuit protection
- ◆ Emergency stops located around the machine
- ◆ Interlocked panels
- ◆ Rolls lift and lock automatically when safety systems are activated

---

## Multiple Heating Options

- ◆ High pressure steam (up to 150psi)
- ◆ Steam models use bucket traps for highest efficiency
- ◆ External thermal fluid (hot oil)
- ◆ Self contained thermal fluid (hot oil)
- ◆ Self contained models can use natural or propane fuel



The IM Series from B&C Technologies: Reliable, Durable, Affordable

# Specifications

MODEL	Units		IM-800				IM-1200			
	Metric	US	3000X1		3000X2		3000X1		3000X2	
Number of Rolls	-	-	1		2		1		2	
Roll Diameter	mm	in	800	31.5	800	31.5	1200	47.2	1200	47.2
Working Width	mm	in	3000	118.1	3000	118.1	3000	118.1	3000	118.1
Speed Range	m/min	ft/min	6 - 20	20 - 66	4 - 38	13 - 125	6 - 25	20 - 82	5 - 50	16 - 164
<b>OVERALL DIMENSIONS</b>										
A - Width	mm	in	4290	168.9	4290	168.9	4450	175.2	4450	175.2
B - Depth	mm	in	2528	99.5	3668	144.4	2813	110.8	4429	183.0
C - Height	mm	in	1780	70.0	1780	70.0	1888	74.3	1888	74.3
<b>WEIGHT AND SHIPPING INFORMATION</b>										
Net Weight	kg	lbs	2844	6257	5688	12514	3640	8008	7280	16016
Domestic shipping weight	kg	lbs	3044	6697	5938	13064	3920	8624	7630	16786
<b>EXHAUST SYSTEM</b>										
Air Flow	cmm	cfm	18	635.6	36	1271.2	30	1059.3	60	2118.6
Exhaust Duct	mm	in	203	8	203	8	203	8	203	8
<b>MOTOR</b>										
Drive Motor	kW	HP	3.75	5	7.5	10	7.5	10	15	20
Blower Motor	kW	HP	0.62	0.7	1.04	1.4	1.2	1.6	2.4	3
<b>ELECTRICAL SERVICE</b>										
208-240VAC, 50/60Hz, 3PH (Steam)	Amps	Breaker	17	30	32	40	23	30	44	50
380-480VAC, 50/60Hz, 3PH (Steam)	Amps	Breaker	8	20	16	30	11	20	22	30
208-240VAC, 50/60Hz, 3PH (Oil)	Amps	Breaker	54	60	69	80	60	70	81	90
380-480VAC, 50/60Hz, 3PH (Oil)	Amps	Breaker	27	40	35	50	30	40	41	50
<b>STEAM</b>										
Steam Consumption	BHP		15		25		20		35	
Steam Pressure (max)	bar	psi	10.4	150	10.4	150	10.4	150	10.4	150
Steam Inlet	mm	in	50	2	50	2	50	2	50	2
Steam Outlet	mm	in	38	1.5	38	1.5	38	1.5	38	1.5
<b>GAS</b>										
Gas Consumption (Self Contained Oil)	BTU		600,000		1,200,000		800,000		1,600,000	
Gas Inlet	in		1.5		1.5		1.5		1.5	
<b>COMPRESSED AIR</b>										
Inlet Size	mm	in	13	0.5	13	0.5	13	0.5	13	0.5
Consumption	cmm	cfm	0.3	10	0.4	15	0.3	10	0.4	15

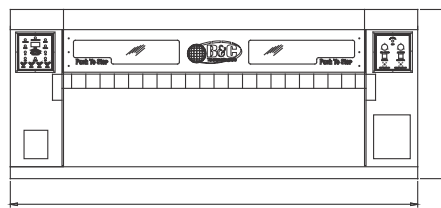
Specifications and design subject to change without notice.

## Standard Features

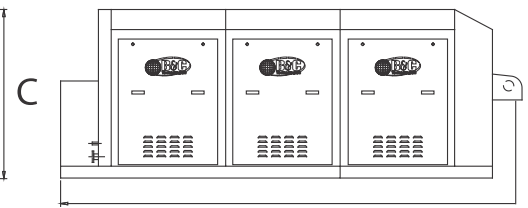
- ◆ Steam heating
- ◆ Thermal fluid heating
- ◆ Self contained thermal fluid
- ◆ Variable speed drive
- ◆ Speed control with digital display
- ◆ Pneumatically controlled rolls
- ◆ Roll locks at top for safety
- ◆ Electrical safety devices
- ◆ Mechanical safety devices
- ◆ Highly polished chests
- ◆ Lift off panels for easy maintenance
- ◆ Independent roll suction fans
- ◆ Signal indicators during operation.

## Optional Features

- ◆ Custom Integration with feeder/folder
- ◆ Additional rolls
- ◆ Extra widths (3300, 3500, 4000mm)
- ◆ Additional features as required



A



B